




ESB-300T

Infant Incubator



Pulse Healthcare Technology
House: 11/1, Shahid Minar Road
Kallyanpur, Dhaka-1216, Bangladesh.
Mobile: +8801708008061
e-mail: info@pht.com.bd
web: www.pht.com.bd

INTENSIVE CARES



ESB-300T

Infant Incubator



Function features:

- Microprocessor based servo controlled temperature system
- Control modes: Air mode and baby skin mode
- Humidity control and oxygen concentration control system
- Set temperature, air temperature, baby skin temperature, humidity, oxygen concentration, timer and heating power are displayed separately by LED
- Self- testing function , various failure alarms by audible and visual
- >37°C temperature setting
- Embedded integrated sensor module
- Triple protection for over temperature with separate cut off device, more safety system
- The inclination of infant bed is adjustable
- Double wall hood, 4 operating windows and 2 iris ports
- Independent locking device for front door
- RS232 connector, Oxygen inlet

Product main characteristic

- Double wall hood
- Trough for pulling and pushing ,which is convenient to add the water and wash
- Fan with low noise and long life-span
- Temperature deviation and over temperature could be amended in front panel directly
- A second thermal cut-out function for more safety
- The infant bed inclination angle is adjustable
- Six operating windows, two side access operating windows can be swiveled
- 4 drawers for easy storage

Standard configuration

Main body (including the Transparent hood, Control system, Infant bed, Watertrough), I.V.pole, Mattress, Drawers, Castors

Optional accessories


X ray cassette & Integrated scale;
Upside LED phototherapy unit cod.BL-30D;
Downside LED phototherapy unit cod.BL-100 ;
Air/Oxygen Blender; Electronic Elevator;



Cod. **ES-300T**



X ray cassette
& Integrated scale



Upside LED phototherapy
unit cod.BL-30D



Downside LED phototherapy
unit cod.BL-100



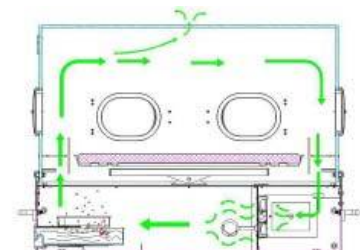
Air/Oxygen Blender



Electronic Elevator

Technical Features

Power supply	AC 110/220V 60/50Hz
Power input	420VA
Operating conditions	Environment temperature: 20°C ~ 30°C Environment relative humidity: 30%~75%RH Environment air velocity of flow: < 0,3m/s
Air Temp. control range	25°C~38°C
Skin temp. control range	32°C~38,5°C
Humidity display range	0%~100%RH
Humidity control range	40%~95%RH
Oxygen display range	0%~100% accuracy ±2%(after calib.)
Oxygen setting range	20%~60%
Oxygen concentration deviation alarm	±5%
Skin temp. sensor accuracy	±0,3°C
Temp. fluctuation	±0,5 °C
Uniformity of mattress temperature	≤0,8°C
Warm-up time	≤45min
Internal noise level	≤55dB
Infant bed tilt angle	±10°
Mattress size	65x37 cm
Trough capacity	1200mL
Air Filter	0,5 um
Packing	1) Control unit and cabinet: 120x70x96cm N.W.:80Kg 2) Hood:97x56x63cm N.W.:15Kg



Air circulation system



ESSE3 srl, Via Garibaldi 30
14022 Castelnuovo D.B. (AT)
Tel +39 011 99 27 706
Fax +39 011 99 27 506
e-mail esse3@chierinet.it
web: www.esse3-medical.com

