




ESB-200L

Infant Incubator



Pulse Healthcare Technology
House: 11/1, Shahid Minar Road
Kallyanpur, Dhaka-1216, Bangladesh.
Mobile: +8801708008061
e-mail: info@pht.com.bd
web: www.pht.com.bd

INTENSIVE CARES



ESB-200L

Infant Incubator



Function features:

- Microprocessor based servo controlled temperature system
- Integral timer to record therapy time
- Air temperature and skin temperature control mode
- Humidity control
- Alarm functions: Power failure; Over temperature; Temperature deviation; Fan failure; Temperature sensor failure
- Skin temperature sensor fall protect function to avoid over temperature
- Air temperature, skin temperature, humidity, timer and heat power separately displayed by LED
- >37°C temperature setting
- Oxygen port and RS-232 connector
- The infant bed inclination angle is adjustable
- A keypad lock prevent inadvertent changes the setting

Product main characteristic

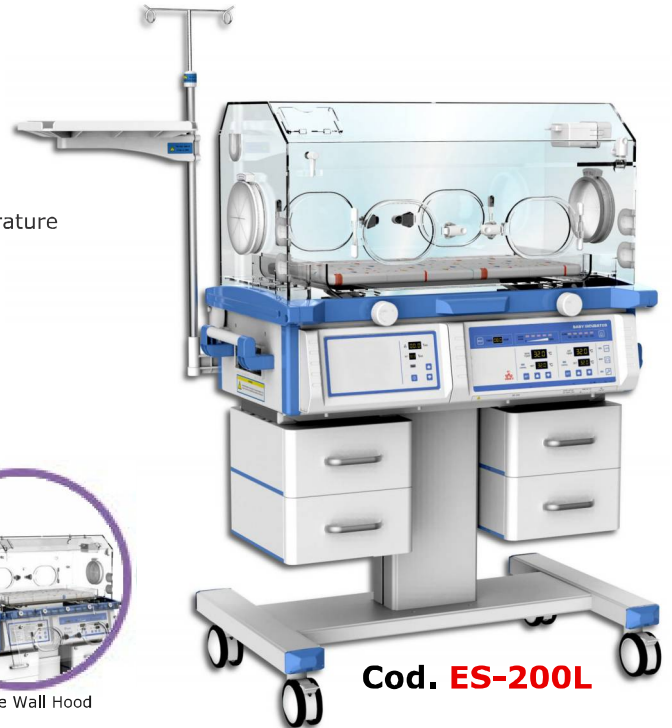
- Trough for pulling and pushing ,which is convenient to add the water and wash
- Fan with low noise and long life-span
- Temperature deviation and over temperature could be amended in front panel directly
- A second thermal cut-out function for more safety
- The infant bed inclination angle is adjustable
- Six operating windows, two side access operating windows can be swivelled
- 4 drawers for easy storage

Standard configuration

Main body(including the Transparent hood), Control system, Infant bed, Water trough), I.V. pole, Mattress, Drawers, Castors

Optional accessories

Double wall hood;
X ray cassette & Integrated scale;
Upside LED phototherapy unit cod.BL-30D;
Downside LED phototherapy unit cod.BL-100;
Air/Oxygen Blender;
Electronic Elevator;




Cod. **ES-200L**



Double Wall Hood



X ray cassette & Integrated scale



Upside LED phototherapy unit cod.BL-30D



Downside LED phototherapy unit cod.BL-100



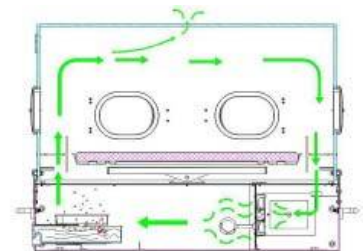
Air/Oxygen Blender



Electronic Elevator

Technical Features

Power supply	AC 110/220V 60/50Hz	
Power input	420VA	
Operating conditions	Environment temperature	20°C ~ 30°C
	Environment relative humidity	30%~75%RH
	Environment air velocity of flow	< 0,3m/s
Air Temp. control range	25°C~38°C	
Skin temp. control range	32°C~38.5°C	
Humidity display range	0%~100%RH	
Humidity control range	20%~60%RH	
Skin temp. sensor accuracy	±0,3°C	
Temp. fluctuation	±0.5 °C	
Uniformity of mattress temperature	≤0,8°C	
Warm-up time	≤45min	
Internal noise level	≤55dB	
Infant bed tilt angle	±10°	
Mattress size	65x37 cm	
Trough capacity	1200 mL	
Air Filter	0,5 um	
Packing	1) Control unit and cabinet: 120x70x96cm N.W.:80Kg	
	2) Hood:97x56x63cm N.W.:15Kg	



Air circulation system



ESSE3 srl, Via Garibaldi 30
14022 Castelnuovo D.B. (AT)
Tel +39 011 99 27 706
Fax +39 011 99 27 506
e-mail esse3@chierinet.it
web: www.esse3-medical.com



Pulse Healthcare Technology
House: 11/1, Shahid Minar Road
Kallyanpur, Dhaka-1216, Bangladesh.
Mobile: +8801708008061
e-mail: info@pht.com.bd
web: www.pht.com.bd