



ESC600

Analytical Chemiluminescence
Immunoassay Analyzer



IMMUNOLOGY



Pulse Healthcare Technology

House: 11/1, Shahid Minar Road
Kallyanpur, Dhaka-1216, Bangladesh.
Mobile: +8801708008061
e-mail: info@pht.com.bd
web: www.pht.com.bd



ESC-600



Analytical Chemiluminescence Immunoassay Analyzer

Main parameters

- Principle: CLIA (Magnetic Microbeads Separation)
- Throughput: 60T/H
- Time to first result: < 15 min
- Sample tube size: 75mm/100mm
- Auto re-test: available
- Internal master curve, 2-point/6-point calibration
- Barcode scanning to identify and locate reagent/sample

Specifications

Advanced Detection Principle

Magnetic solid phase separation CLIA-Combination of magnetic solid phase technology and Chemiluminescence technology.

Wider linear range, higher sensitivity and test speed, fully meet the clinical need.

Low Failure Rate Design

Tip size same as reaction tube size.

Same mechanical unit shared, lower failure rate.

Intelligent Sample/reagent Carousel

Intelligent allocation for the reagent/sample position according to the customer's requirement.


Streamlined Operating System

User-friendly interface, simple and convenient

Intelligent calibration & QC

LIS connection

Data editing, storage, query and printing




Intelligent sample/reagent carousel

- Sample positions: 5-75, intelligent allocation continuous loading.
- Reagent positions: 1-15, intelligent allocation extendable.
- Barcode scanning to identify and locate sample/reagent, avoid human error.
- Reagent storage and expiration reminder avoid waste.
- Auto mixing formagnetic beads reagent.
- Refrigerated function, ensure best condition of sample/reagent.
- STAT




4-hour unattended tip/reaction tubes loading area

- Adopt TIP for sampling to avoid cross-contamination
- Tip size same as the reaction tube size, same mechanical unit shared, lower failure rate
- Reaction tubes: 288pcs, extendable
- Tip: 384pcs, extendable



Precise temp-control incubation - Tray/complete separation cleanin tray

- Incubation tray: 37 ± 0.1 °C, ensure complete reaction
- Cleaning tray: 4-ste auto cleaning, completely separate the solid phase from the free phase
- Sidewall opening of the probe ensures the solid phase completely separate from the free phase



Innovative FITC-separation technology by magnetic beads binding with anti-FITC

- Tublar chemiluminescence technology, flexible
- Antibody and antigen reacts in liquid status, full time and complete reaction
- Only 5 minutes for magnetic beads involved in the reaction, avoid the non-specific absorption
- Supermagnetic beads, solid phase easily separates from free phase
- Strict process control, small intra-batch differences

Innovative AP-APLS chemiluminescence technology

- High sensitivity, no less than 10^{-21} per unit
- Innovative APLS substrate, reach plateau period fast
- Long plateau period, stable signal, easy detection
- Monocomponent non-oxidizing substrate, easy operation, long validity




EXCLUSIVE DISTRIBUTOR

Pulse Healthcare Technology
 House: 11/1, Shahid Minar Road
 Kallyanpur, Dhaka-1216, Bangladesh.
 Mobile: +8801708008061
 e-mail: info@pht.com.bd
 web: www.pht.com.bd



ESSE3 srl, Via Garibaldi 30
 14022 Castelnovo D.B. (AT)
 Tel +39 011 99 27 706
 Fax +39 011 99 27 506
 e-mail esse3@chierinet.it
 web: www.esse3-medical.com

